

 **MENNEKES®**

Plugs for the world

PowerTOP – the new generation



**PowerTOP –
the new generation
by MENNEKES.**
Plugs and connectors
for toughest conditions.

"Each step has to be spot on, especially under extremely tough conditions. That's why I rely on PowerTOP plus."

Shock-resistant.
Protected.
Comfortable.



Reliable


The plugs provide better corrosion protection in aggressive environments and at high degrees of air humidity thanks to nickel-plated contacts. More safety through highly heat-resistant contact carriers.

Comfortable:

Easier opening and closing of the hinged lid through integrated opening aid on the connector lid.

Clean:

Closed, easy to clean surface: cable gland is always located directly on the plug and connector body.

**Fast:**

Screws are only required for wire connection thanks to practical rear and front locking slides.

Slip-proof:

Best grip through unique ergonomic design.

Protected:

PowerTOP plus 63A available in IP 44 and IP 67 as well as 125A in IP 67.

Fast connection

Easy and fast installation.

Substantially reduced installation times through largely tool-free installation. Locking slides instead of screws and especially smooth cable gland with integrated strain relief, seal and protection against kinking.



Stable and fast locking without screws. Unlocking only with just a tool according to the regulations.




Comfortable self-locating thread lock between front and back part.


Captive:

Molded seals in the connector lid and the front part of the plug.

- Faster installation: Screws are only required for conductor connection with screws (63A) or Allen screws (125A).
- More comfortable installation thanks to more internal space.
- Pilot contact standard with plugs; optionally available for connectors (Part number + index P).
- Conductor diameters for 63A from 6–16 mm², for 125A from 25–50 mm².



The proven frame terminals ensure high clamping force and secure contact – even without ferrules on the wires.



Secure contact as well as convenient insertion and withdrawal through SoftCONTACT at 63A and TorsionSpringCONTACT at 125A.

MENNEKES CEE plugs and connectors PowerTOP plus for use under harsh conditions

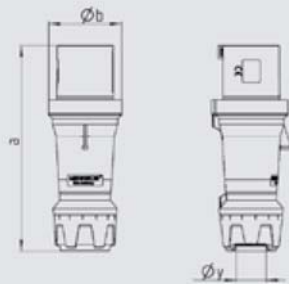
with highly heat-resistant contact carrier and nickel-plated contacts

to DIN VDE 0623, EN 60309-2, colour: grey and/or colour code. Enclosure and insert made of **AMAPLAST**. Other voltages and frequencies available on request.

| | | | Ampere | Poles | 110V | 230V | 400V | 500V | | | | | | |
|--|-----|---|----------|----------|------------|------------|------------|------------|----------|----------|----------|----------|----------|----------|
| | | | | | 50 a. 60Hz | 50 a. 60Hz | 50 a. 60Hz | 50 a. 60Hz | | | | | | |
| | | | 3p 4h | 4p 4h | 5p 4h | 3p 6h | 4p 9h | 5p 9h | 3p 9h | 4p 6h | 5p 6h | 3p 7h | 4p 7h | 5p 7h |
| <p>Plug PowerTOP plus</p> <p>⚠ IP 44 Product group 2219, type 3258 shown</p> | 63 | 3 | 3210 | 3212 | | | | | | | | | | |
| | 63 | 4 | | 3249 | 3252 | 3255 | | | | | | | | |
| | 63 | 5 | | | 3258 | | | | | | | | | |
| <p>Plug PowerTOP plus</p> <p>⚠ IP 67 Product group 2220, type 3325 shown</p> | 63 | 3 | 3301 | 3303 | | | | | | | | | | |
| | 63 | 4 | 3304 | 3305 | 3308 | 3323 | | | | | | | | |
| | 63 | 5 | | | 3325 | | | | | | | | | |
| | 125 | 3 | | 3385* | | | | | | | | | | |
| | 125 | 4 | | | 3374* | 3377* | | | | | | | | |
| 125 | 5 | | | 3381* | | | | | | | | | | |
| <p>Connector PowerTOP plus with SoftCONTACT</p> <p>⚠ IP 44 Product group 3219, type 3285 shown</p> | 63 | 3 | 3270 | 3272 | | | | | | | | | | |
| | 63 | 4 | | 3273 | 3275 | 3277 | | | | | | | | |
| | 63 | 5 | | | 3285 | | | | | | | | | |
| Products with pilot contact: Part number + index P | | | | | | | | | | | | | | |
| <p>Connector PowerTOP plus 63A: with SoftCONTACT 125A: with TorsionSpringCONTACT</p> <p>⚠ IP 67 Product group 3220, type 3425 shown</p> | 63 | 3 | 3401 | 3403 | | | | | | | | | | |
| | 63 | 4 | 3404 | 3405 | 3408 | 3423 | | | | | | | | |
| | 63 | 5 | | | 3425 | | | | | | | | | |
| | 125 | 3 | | 3457* | | | | | | | | | | |
| | 125 | 4 | | | 3469* | 3472* | | | | | | | | |
| 125 | 5 | | | 3480* | | | | | | | | | | |
| Products with pilot contact: Part number + index P | | | | | | | | | | | | | | |

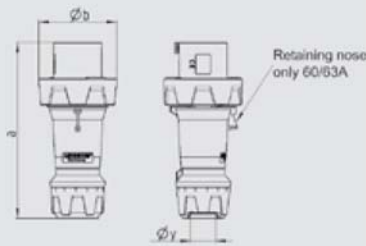
*Until the PowerTOP plus are available for 125A, the reliable PowerTOP plugs and connectors are delivered with external strain relief.

Highly heat-resistant contact carrier, frame terminals, nickel-plated contacts, cable gland with integrated strain relief, seal and protection against kinking, enclosure with thread lock, two safety slides



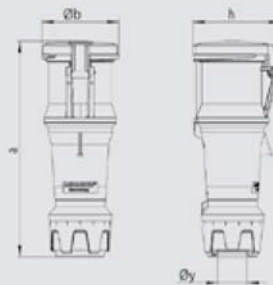
| Drawing | Amp. Poles | 63 | | |
|---|------------|-------|-------|-------|
| | | 3 | 4 | 5 |
| 2 MB 228 | | | | |
| Dim. in mm | a | 250 | 250 | 250 |
| | Ø b | 90 | 90 | 90 |
| | Ø y [max] | 36 | 36 | 36 |
| Terminal for cond. cross section (mm ²) min.-max. | | 6 —16 | 6 —16 | 6 —16 |

Highly heat-resistant contact carrier, frame terminals, nickel-plated contacts, cable gland with integrated strain relief, seal and protection against kinking, enclosure with thread lock, two safety slides



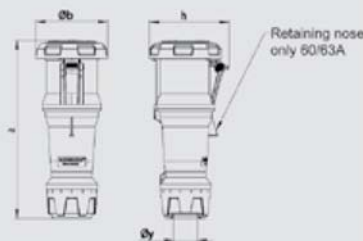
| Drawing | Amp. Poles | 63 | | | 125 | | |
|---|------------|-------|-------|-------|--------|--------|--------|
| | | 3 | 4 | 5 | 3 | 4 | 5 |
| 2 MB 227 | | | | | | | |
| Dim. in mm | a | 250 | 250 | 250 | 290 | 290 | 290 |
| | Ø b | 111 | 111 | 111 | 128 | 128 | 128 |
| | Ø y [max] | 36 | 36 | 36 | 49 | 49 | 49 |
| Terminal for cond. cross section (mm ²) min.-max. | | 6 —16 | 6 —16 | 6 —16 | 25 —50 | 25 —50 | 25 —50 |

Highly heat-resistant contact carrier, frame terminals, cable gland with integrated strain relief, seal and protection against kinking, enclosure with thread lock, two safety slides



| Drawing | Amp. Poles | 63 | | |
|---|------------|-------|-------|-------|
| | | 3 | 4 | 5 |
| 3 MB 71 | | | | |
| Dim. in mm | a | 268 | 268 | 268 |
| | Ø b | 95 | 95 | 95 |
| | h | 109 | 109 | 109 |
| | Ø y [max] | 36 | 36 | 36 |
| Terminal for cond. cross section (mm ²) min.-max. | | 6 —16 | 6 —16 | 6 —16 |

Highly heat-resistant contact carrier, frame terminals, cable gland with integrated strain relief, seal and protection against kinking, enclosure with thread lock, two safety slides



| Drawing | Amp. Poles | 63 | | | 125 | | |
|---|------------|-------|-------|-------|--------|--------|--------|
| | | 3 | 4 | 5 | 3 | 4 | 5 |
| 3 MB 70 | | | | | | | |
| Dim. in mm | a | 270 | 270 | 270 | 310 | 310 | 310 |
| | Ø b | 109 | 109 | 109 | 121 | 121 | 121 |
| | h | 121 | 121 | 121 | 133 | 133 | 133 |
| | Ø y [max] | 36 | 36 | 36 | 49 | 49 | 49 |
| Terminal for cond. cross section (mm ²) min.-max. | | 6 —16 | 6 —16 | 6 —16 | 25 —50 | 25 —50 | 25 —50 |

PowerTOP Xtra

Extra slip-proof.
Extra shock-resistant.
Extra protected.

For even better grip and enhanced impact resistance, MENNEKES presents PowerTOP Xtra. Through its unique rubber coating and the characteristically nubby contact surface, PowerTOP Xtra offers improved protection and grip – even with working gloves and under humid conditions, snow or dirt.

Interested? Ask us about PowerTOP Xtra!












Robust:

Improved impact resistance,
even better protection through
unique rubber coating.

MENNEKES CEE plugs and connectors PowerTOP Xtra

Other voltages and frequencies on request.

|    | | | Ampere | Poles | 110V 50 a. 60Hz | | | 230V 50 a. 60Hz | | | 400V 50 a. 60Hz | | | 500V 50 a. 60Hz | | | >50-500V 100-300Hz | | | >50-500V 300-500Hz | | |
|--|------|--------|--------|-------|--------------------|----------|----------|--------------------|----------|----------|--------------------|----------|----------|--------------------|----------|----------|-----------------------|-----------|-----------|-----------------------|----------|----------|
| 2p+E | 3p+E | 3p+N+E | | | 3p 4h | 4p 4h | 5p 4h | 3p 6h | 4p 9h | 5p 9h | 3p 9h | 4p 6h | 5p 6h | 3p 7h | 4p 7h | 5p 7h | 3p 10h | 4p 10h | 5p 10h | 3p 2h | 4p 2h | 5p 2h |
|  <p>Plug PowerTOP Xtra with rubber coated enclosure and grip Other technical dates as PowerTOP plus version</p> <p>⚠ IP 44 Product group 2215, type 13112 shown</p> | 63 | 3 | 13101 | | | 13102 | | | 13106 | | | 13107 | | | | | | | | | | |
| | 63 | 4 | | | | 13105 | | | 13106 | | | 13107 | | | | | | | | | | |
| | 63 | 5 | | | | 13111 | | | 13112 | | | | | | | | | | | | | |
|  <p>Plug PowerTOP Xtra with rubber coated enclosure and grip Other technical dates as PowerTOP plus version</p> <p>⚡ IP 67 Product group 2216, type 13212 shown</p> | 63 | 3 | 13201 | | | 13202 | | | 13203 | | | 13207 | | | 13208 | | | | 13209 | | | |
| | 63 | 4 | 13204 | | | 13205 | | | 13206 | | | 13207 | | | | | | | | | | |
| | 63 | 5 | 13210 | | | 13211 | | | 13212 | | | 13213 | | | | | | | | | | |
| | 125 | 3 | 13215* | | | 13216* | | | 13219* | | | 13220* | | | | | | | | | | |
| | 125 | 4 | 13217* | | | 13218* | | | 13219* | | | 13220* | | | | | | | | | | |
| | 125 | 5 | 13223* | | | 13224* | | | 13225* | | | 13226* | | | | | | | | 13227* | | |
|  <p>Connector PowerTOP Xtra with rubber coated enclosure and grip Other technical dates as PowerTOP plus version</p> <p>⚠ IP 44 Product group 3215, type 14112 shown</p> | 63 | 3 | 14101 | | | 14102 | | | 14106 | | | 14107 | | | | | | | | | | |
| | 63 | 4 | | | | 14105 | | | 14106 | | | 14107 | | | | | | | | | | |
| | 63 | 5 | | | | 14111 | | | 14112 | | | | | | | | | | | | | |
| Products with pilot contact: Part number + index P | | | | | | | | | | | | | | | | | | | | | | |
|  <p>Connector PowerTOP Xtra with rubber coated enclosure and grip, <u>nickel plated contacts</u> Other technical dates as PowerTOP plus version</p> <p>⚠ IP 44 Product group 3215, type 14128 shown</p> | 63 | 3 | | | | 14128 | | | 14129 | | | 14130 | | | | | | | | | | |
| | 63 | 4 | | | | | | | 14129 | | | 14130 | | | | | | | | | | |
| | 63 | 5 | | | | | | | 14131 | | | | | | | | | | | | | |
|  <p>Connector PowerTOP Xtra with rubber coated enclosure and grip Other technical dates as PowerTOP plus version</p> <p>⚡ IP 67 Product group 3216, type 14212 shown</p> | 63 | 3 | 14201 | | | 14202 | | | 14203 | | | 14207 | | | 14208 | | | | 14209 | | | |
| | 63 | 4 | 14204 | | | 14205 | | | 14206 | | | 14207 | | | | | | | | | | |
| | 63 | 5 | 14210 | | | 14211 | | | 14212 | | | 14213 | | | | | | | | 14214 | | |
| | 125 | 3 | 14215* | | | 14216* | | | 14219* | | | 14220* | | | | | | | | | | |
| | 125 | 4 | 14217* | | | 14218* | | | 14219* | | | 14220* | | | | | | | | | | |
| | 125 | 5 | 14223* | | | 14224* | | | 14225* | | | 14226* | | | | | | | | 14227* | | |
| Products with pilot contact: Part number + index P | | | | | | | | | | | | | | | | | | | | | | |
|  <p>Connector PowerTOP Xtra with rubber coated enclosure and grip, <u>nickel plated contacts</u> Other technical dates as PowerTOP plus version</p> <p>⚡ IP 67 Product group 3216, type 14228 shown</p> | 63 | 3 | | | | 14228 | | | 14229 | | | 14230 | | | | | | | | | | |
| | 63 | 4 | | | | | | | 14229 | | | 14230 | | | | | | | | | | |
| | 63 | 5 | | | | | | | 14231 | | | | | | | | | | | | | |
| | 125 | 3 | | | | 14232* | | | | | | | | | | | | | | | | |
| | 125 | 4 | | | | | | | 14233* | | | 14234* | | | | | | | | | | |
| 125 | 5 | | | | | | | 14235* | | | | | | | | | | | | | | |

*Until the PowerTOP Xtra are available for 125A, the reliable PowerTOP plugs and connectors are delivered with external strain relief.