

# Product Data Series M2400

## M2420 Flat Top 1"



### Main Industry Segments

- Food industry: Packed food, Bakery
- Non-Food industry: Beverage/Bottling, Packaging

### Belt applications

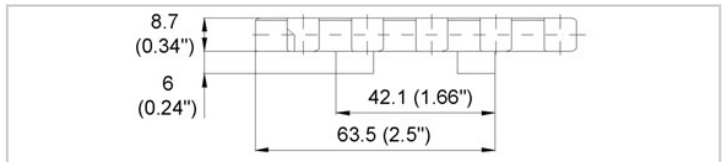
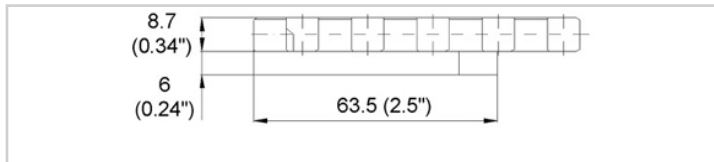
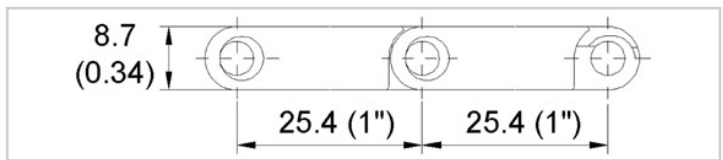

- Applications for HabasitLINK modular belts: <http://www.habasitlink.com/link.asp?FI=225.html>

### Description

- 8.7 mm (0.34") thick
- 0% open area
- Closed hinge
- Rod diameter 4.5 mm (0.18")
- Headless Smart fit rod retention
- Strong closed edges
- Lug teeth sprockets

### Available accessories

- Tab modules with 1 or 2 tabs
- Code: -T1 single Tab / -T2 double tab



### Belt data

Belt material		Polypropylene		Polyacetal
Rod material		PP	POM	PA
Nominal tensile strength [F <sub>N</sub> ] straight run	N/m	13200	16900	28800
	lb/ft	904	1158	1973
Temperature range	°C	5 – 105	5 – 90	-40 – 90
	°F	40 – 220	40 – 195	-40 – 195
Belt weight [m <sub>B</sub> ]	kg/m <sup>2</sup>	5.3	5.3	8.1
	lb/sqft	1.09	1.09	1.65
Coef. of friction belt to support [μ <sub>C</sub> ]	• UHMW PE	0.13	0.13	0.10
	• HDPE	0.11	0.11	0.08
	• PA6, PA66	0.30	0.30	0.20
	• Lubricated PA	0.13	0.13	0.11
	• Steel	0.25	0.25	0.14
Coef. of friction belt to goods [μ <sub>P</sub> ]	• Glass	0.19	0.19	0.15
	• Steel	0.32	0.32	0.20
	• Plastic (PET)	0.17	0.17	0.18
	• Cardboard	0.22	0.22	0.20

# Product Data Series M2400

## M2420 Flat Top 1"



### Standard range of belt widths $b_0$

mm (nom.)	85	170	255	340	425	510	595	680	765	850	935	1020	1105	etc.
inch (nom.)	3.35	6.69	10.04	13.39	16.73	20.08	23.43	26.77	30.12	33.46	36.81	40.16	43.50	etc.

Real belt widths are in most cases 0.1% to 0.3% smaller.

**Standard belt widths** in increments of 85 mm (3.35"). Non-standard widths are offered in increments of 17 mm (0.67"). Smallest possible width 85 mm (3.35").

**For other materials** please contact your Habasit representative.

**Coefficient of friction:** The indicated values are valid for dry and clean conditions only. Under dirty conditions this factor may be 2 to 3 times higher.

**The nominal tensile strength** is valid for 23 °C (73 °F). The admissible tensile force is dependent on the operating temperature near the drive sprockets. Within the temperature range allowed, the admissible tensile force may vary from 100% to 20% of the nominal tensile strength. For detailed information and correct calculation of effective tensile force refer to the Calculation Guide in the HabasitLINK Engineering Guidelines.

### Product liability, application considerations

If the proper selection and application of Habasit products are not recommended by an authorized Habasit sales specialist, the selection and application of Habasit products, including the related area of product safety, are the responsibility of the customer.

All indications / information are recommendations and believed to be reliable, but no representations, guarantees, or warranties of any kind are made as to their accuracy or suitability for particular applications. The data provided herein are based on laboratory work with small-scale test equipment, running at standard conditions, and do not necessarily match product performance in industrial use. New knowledge and experiences can lead to modifications and changes within a short time without prior notice.

BECAUSE CONDITIONS OF USE ARE OUTSIDE OF HABASIT'S AND ITS AFFILIATED COMPANIES CONTROL, WE CANNOT ASSUME ANY LIABILITY CONCERNING THE SUITABILITY AND PROCESS ABILITY OF THE PRODUCTS MENTIONED HEREIN. THIS ALSO APPLIES TO PROCESS RESULTS / OUTPUT / MANUFACTURING GOODS AS WELL AS TO POSSIBLE DEFECTS, DAMAGES, CONSEQUENTIAL DAMAGES, AND FURTHER-REACHING CONSEQUENCES.