

Cobra



COBRA's drop ejector is designed to accurately shoot small quantities of liquid to distinct targets. An air actuated piston shoots the drops through a flexible hose onto the target.

The drop shots can be automatically timed or manually determined by the user, the amount of liquid in each shot can also be adjusted by a tuning screw at the back of the COBRA all according to the user's needs.

The COBRA is operated by clean air, pressure 3-9 bar. Most liquids and solvents up to 250 cst viscosity can be applied.

Cobra



COBRA CB2000

INCLUDES:
Basic Cobra only



COBRA SET CB2100

INCLUDES:
Basic Cobra CB2000
Small container CB0146
Mechanical valve SH1000
Magnet DG0036
Arm DG60013
Adaptor DG0129
Nylon tube RM8050

See drawing on page 9

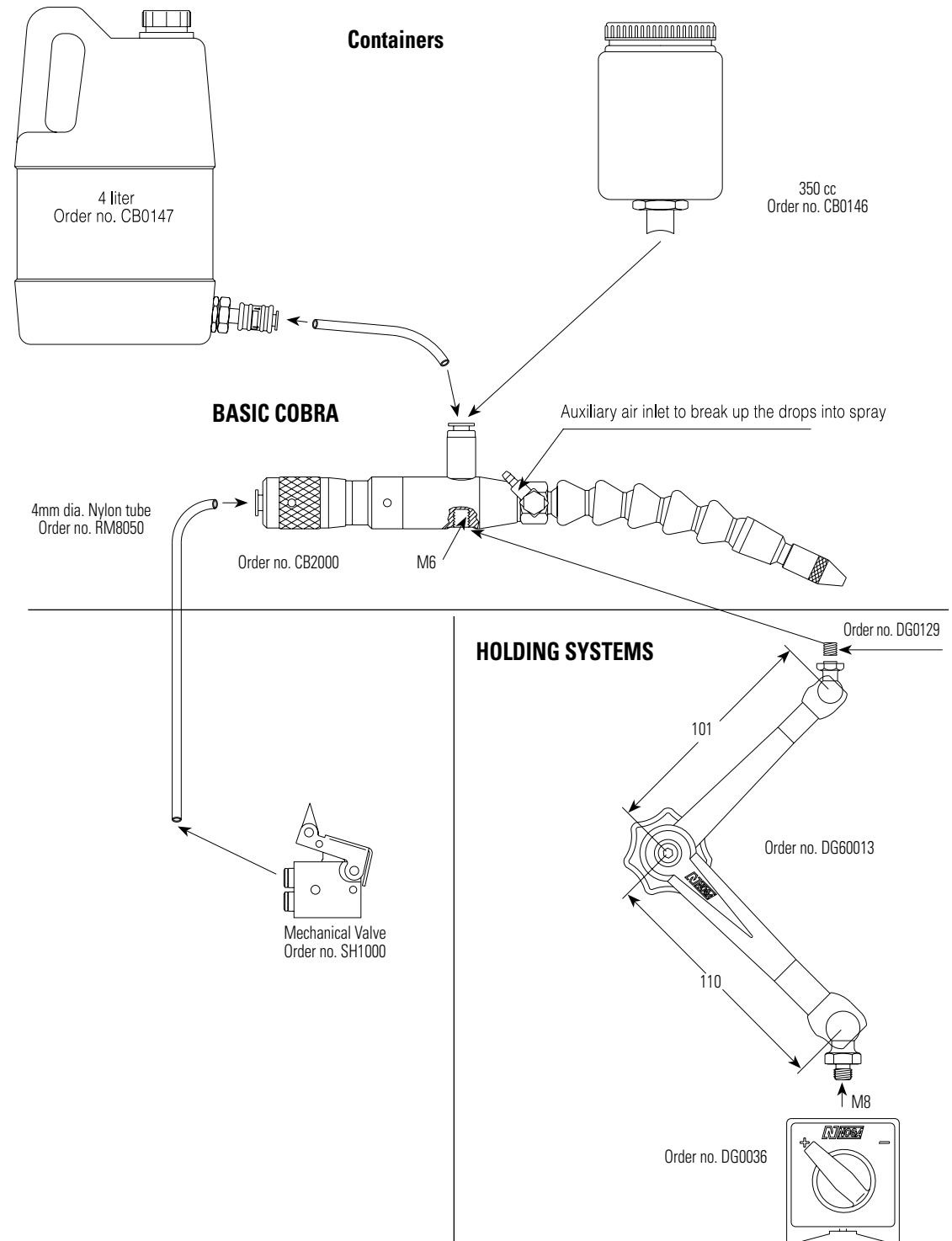
SPARE PARTS

order no.

MC0001		nuzzle nut
MC0232		banjo screw & washer
MC0031		banjo fitting
MC0030		washer

Cobra

Set-up and Accessories



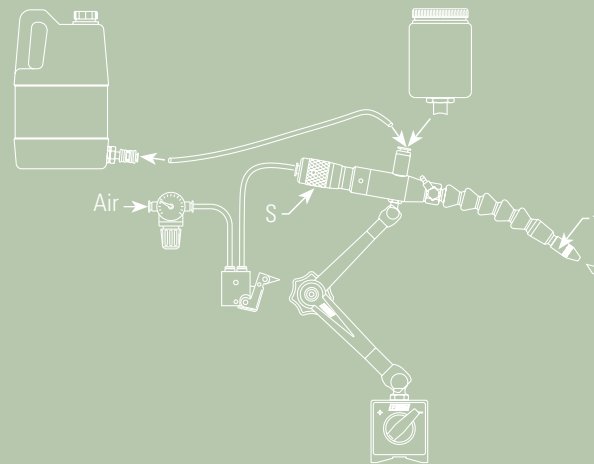
Operating Instructions

The fluid can be supplied either by fitting the bowl (CB0146) directly onto the unit or by using the large container (CB0147) and connecting it to the unit by 4 mm hose. Set up the pneumatic circuit as shown in one of the drawings (a) or (b) or (c). All connections are to be made with 4 mm hose.

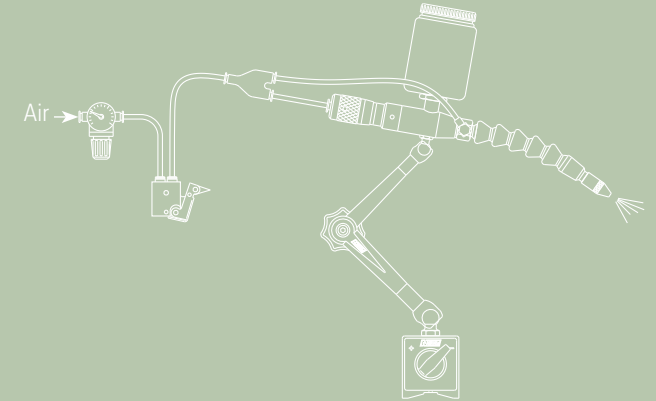
Open drop size control nut "S" to maximum drop size. Start pulsing the unit by pressing the actuating valve many times until drops emerge.

Adjust the drop size to your needs. If you have set up the circuit according to drawing (b), or (c), adjust the air flow with the nozzle nut "T".

- a. Setup for single drops using mechanical valve.



- b. Setup for finely dispersed droplets.



- c. Setup to supply drops and air jet independently.

